

Aquastop Product Information

Aquastop



A.u.K. Müller

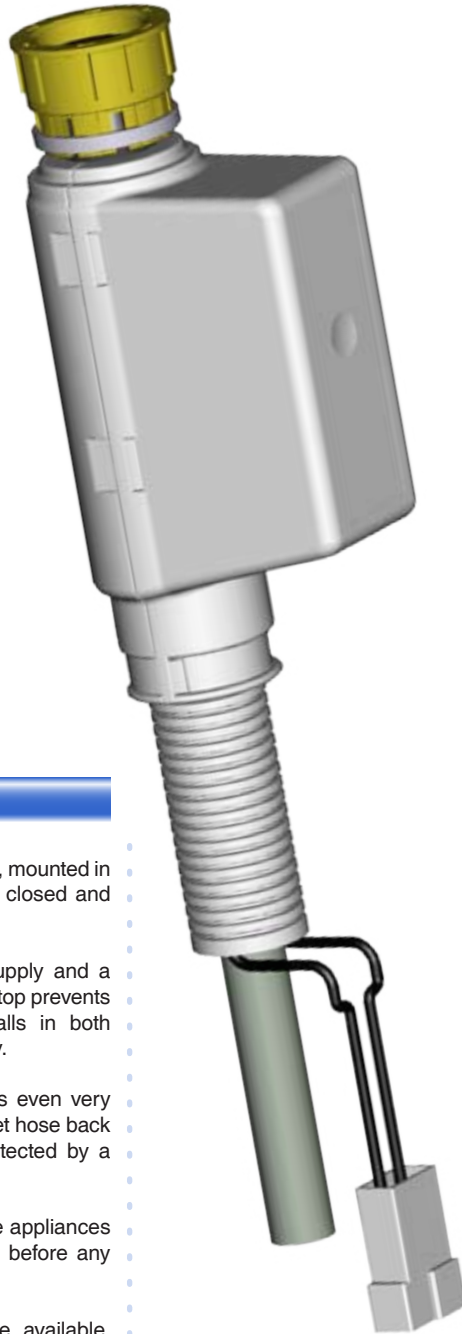
Solenoid valves
Control valves
Special valves and systems

A.u.K. Müller GmbH & Co. KG
Dresdener Str. 162
D-40595 Düsseldorf/Germany

Tel.: +49(0)211-7391-0
Fax: +49(0)211-7391-281

e-mail: info@akmueller.de
<http://www.akmueller.de>

series 13.007.226



Description

Two single servo-controlled valves, mounted in line. Both chambers are normally closed and have a DN 7 orifice size.

Connected between the water supply and a machine to be charged, the Aquastop prevents water damage to floors and walls in both domestic and commercial property.

The outer corrugated tube returns even very minor leaks in the inner flexible inlet hose back into the appliance where it is detected by a sensor.

The sensor signal, received by the appliances controller, shuts the water supply before any major damage can occur.

Different AC or DC voltages are available. Length of tubes, cable or connectors can be tailored to customer specification.

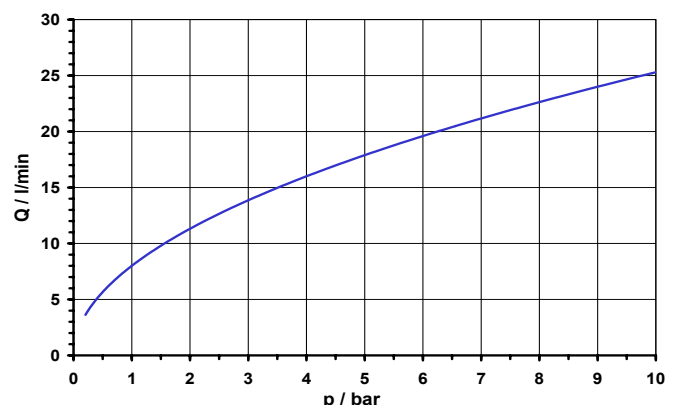
Characteristics

- two single servo controlled compact valves (NC) to increase operational reliability
- connection to water supply (swivel nut) possible without tool
- water supply tube routed in flexible corrugated tube
- the Aquastop system has been designed for free outlet
- flexible corrugated tube to guide leakage medium to directed recirculation
- prefiltration in inlet
- flow regulator retainer in inlet
- Suitable for warm water up to 60° C (EU, UK) (USA: 90° C)
- electrical operating safety due to two component resin encapsulated solenoids
- high operating safety by use of high quality materials and 100% final testing of the product
- low power consumption

Applications

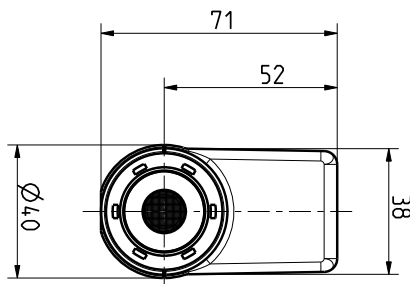
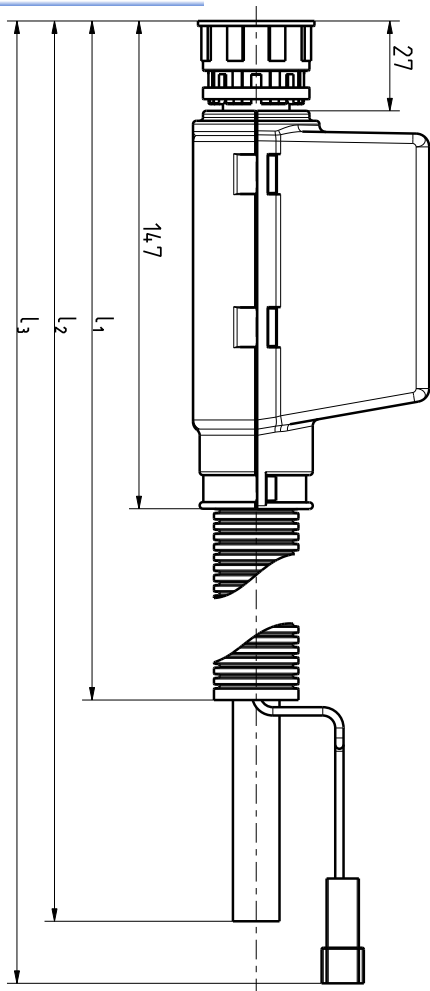
- coffee machines
- beverage distributors for hot and cold drinks
- potable water dispenser

typical performance curve





series 13.007.226



Options

Design for ...	Corrugated tube	Inlet tube	Cabel	Cable type	Tm / C°	Approval
	L 1	L 2	L 3			(Status)
EU	1300	2200	1400	H03VVH2-F 0,75 mm ²	60	VDE Cert.-No.: 40016187 Materials in touch with medium accordant to KTW recommendation *)
USA	1300	2200	1400	AWM: 3289 CSA: CL 1503 AWG 18	90	UL: Y10Z8.MH13874 NSF Cert.-No.: N13.007
UK	1300	2200	1400	H03VVH2-F 0,75 mm ²	60	WRAS Cert.-No.: 0409070

Technical Data

Type	two solenoid valves		
Construction	2/2-way valves, servo-controlled, mounted in line, encapsulated in casing, flexible pressure tube guided within corrugated tube		
Function	NC (normally closed)		
Inlet	G 3/4 or .75-11,5NH		
Fitting position	any		
Media	cold and heated potable water and physically and chemically similar media		
T-Medium	see table below (Tm)		
T-Ambient	60	°C max.	
DN	7	mm	
p-Operating	0,2 - 10	bar	
Cv-value	8	l/min	
Pressure surge	according to EN 60730		
Coil type	MS.026		
Nominal voltages	12, 24	V DC	
	12	V AC	50-60 Hz
	110 -127	V AC	60 Hz
	110	V AC	50 Hz
	200-240	V AC	50-60 Hz
Voltage tolerances	+10% -15%		
Duty cycle	100%		
Nominal power	10,0 W	15,0 VA (nur AC)	
	13,5 W	(nur DC)	
Protection type	IP 65	(housing)	
Electrical connection	AMP 180908		
Insulation class	F	according to EN 60730	
Protection class	qualified for incorporation in class I according to EN 60730		

Materials

Protection cover	PP colour RAL 7035 light grey
Valve body	PPE or PA 66
Plunger guide	stainless steel
Plunger and spring	stainless steel
Membrane and sealings	EPDM VMQ (on request)
Coil coating	PU resin
Flexible inlet tube	EU: PVC
	USA: TPE / Polyester meshwork
	UK: Eva/LDPE & XT
Corrugated tube	LDPE (low density Polyethylene)
Filter	Stainless steel

*) Inlet tube: operating temperature 60°C / KTW-approval for cold water 20°C