

# Product Information

## 2/2 way direct acting solenoid valve combinable, DN 1,5 - 5,0



### A.u.K. Müller

Solenoid valves  
Control valves  
Special valves and systems

A.u.K. Müller GmbH & Co. KG  
Dresdener Str. 162  
D-40595 Düsseldorf/Germany

Tel.: +49 211 7391-0  
Fax: +49 211 7391-281

e-mail: [info@akmueller.de](mailto:info@akmueller.de)  
Internet: [www.akmueller.de](http://www.akmueller.de)

#### series 43.00x.xx6



#### Characteristics

- direct acting
- 3 dimensional assembly possible
- mechanical connection of different hydraulic resp. pneumatic systems possible
- long term performance capability
- easy to assemble and service
- suitable for food and hot water appliances
- any fitting position
- high operating safety through the use of high quality and 100% final testing of the products
- pre-configured valve combinations on request

#### Applications

- hot / cold drink dispensers
- medical equipement
- automatic welding equipment
- industrial appliances

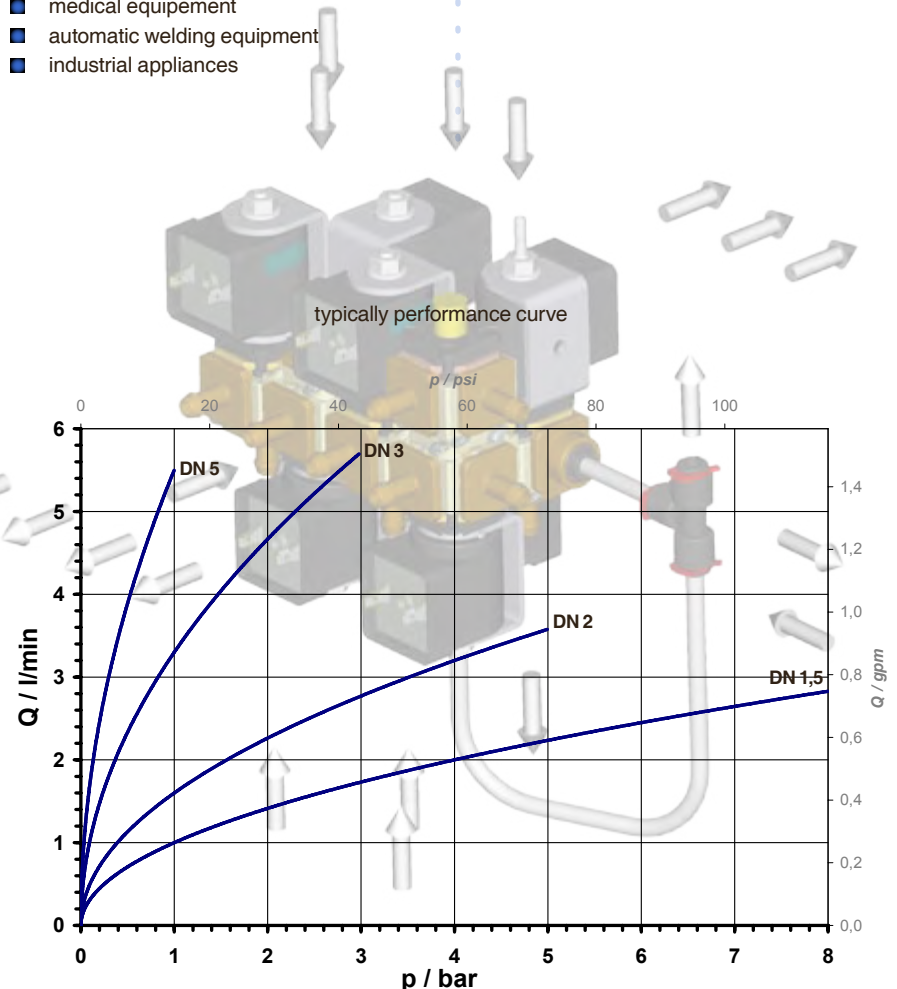
#### Description

The 2/2 way modular solenoid valves are direct acting in operation and have orifice sizes ranging from 1.5 mm up to 5 mm. 3/2 way versions with a 1.5 mm port through the coil are also available on request.

Due to it's compact size, complex multi-valve assemblies with multiple medium channels are possible in applications where space is at a premium.

The two piece valve body consists of a polyamide outer frame and an internal core which handles the medium. This part can be manufactured in high performance, plastics including PEI and PEEK, to enable use with higher temperature media.

A large variety of fittings are available which clip into the valves to form inlets, outlets and multi valve connectors. These include various sizes of hose, threaded, push-fit and blanked options for endless possibilities.



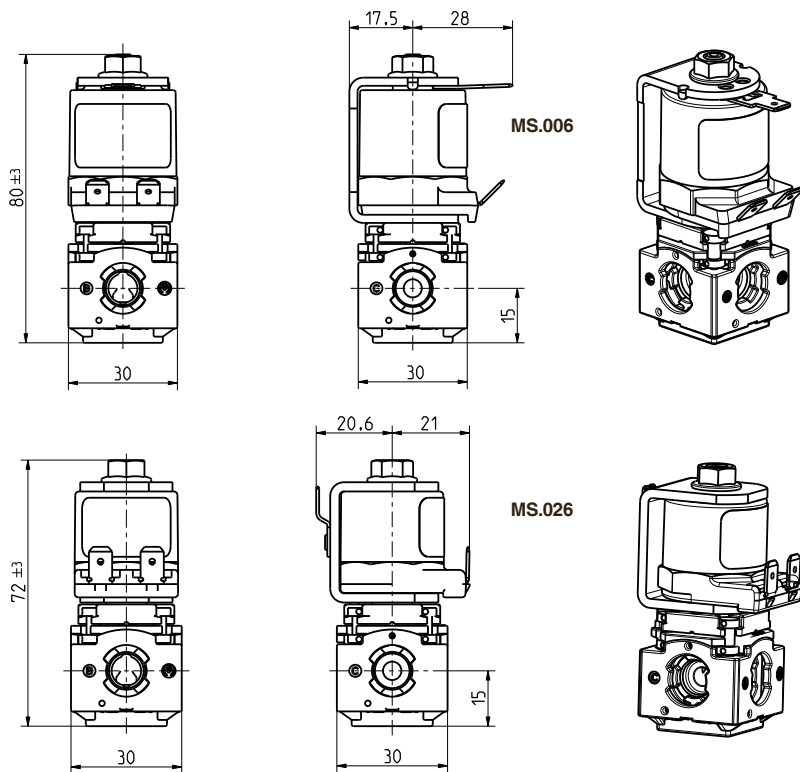
# Product Information

## 2/2 way direct acting solenoid valve combinable, DN 1,5 - 5,0



A.u.K. Müller

### series 43.00x.x06



### Technical Data

<b>Type</b>	modular valve	
<b>Construction</b>	direct acting	
<b>Function</b>	NC (normally closed)	
<b>Fitting position</b>	any	
<b>Media</b>	potable water and physically and chemically similar media	
<b>T-Medium</b>	98	°C max.
<b>T-Ambient</b>	70	°C max.

DN	Cv-value	p-Operating
mm	l/min	bar
1,5	1	0 - 8,0
2	1,6	0 - 5,0
3	3,3	0 - 3,0
5	5,5	0 - 1,0

<b>Coil type</b>	MS.006 or MS.026	
<b>Nominal voltage</b>	230	V AC 50/60 Hz
	110	V AC 50/60 Hz
	24	V AC 50/60 Hz
	24	V DC
other voltages on request		

<b>Voltage tolerance</b>	+10% -15%	
<b>Duty cycle</b>	100%	MS.006
	50%	MS.026
<b>Nominal power</b>	10,2 W	18 VA MS.006
	10,0 W	15 VA MS.026
<b>Protection Type</b>	IP 00	higher IP-classes on request
<b>Coil connections</b>	flat tabs 6,3 x 0,8 mm	
<b>Insulation class</b>	F	according to EN 60730
<b>Protection class</b>	III	according to EN 60730 (for incorporation in class I)

### Materials

<b>Valve body</b>	PEI PEEK and other materials on request
<b>Plunger guide</b>	stainless steel
<b>Plunger</b>	stainless steel
<b>Membrane and sealings</b>	EPDM
	NBR on request
	FPM on request
<b>Coil coating</b>	PBT, PET or epoxy resin



### Options

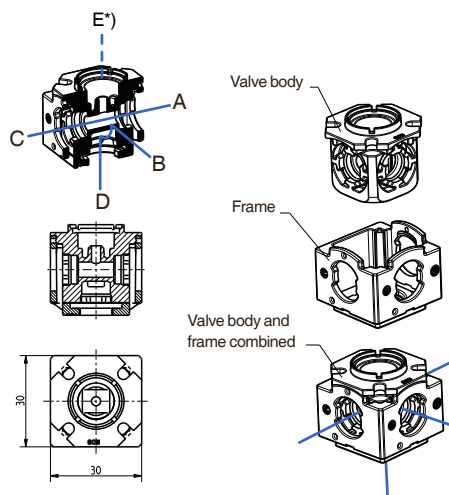
on request  
medium separated version  
E\*) 3/2-way version  
valve body: PEEK

Flow paths in normally closed valves:

When a 2/2 way valve is closed, the medium paths C-A and B-D are separated by the membrane. The 3/2 way valve has an additional port (E\*) which connected to the B-D medium path.

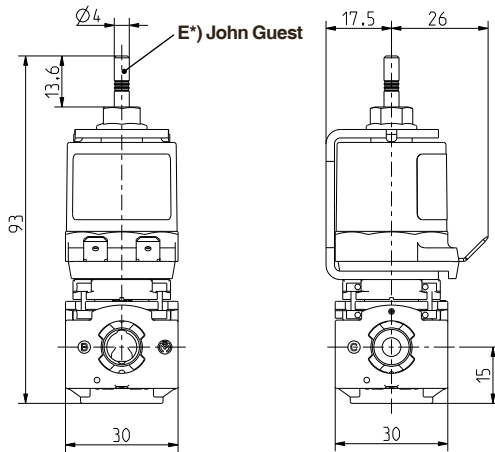
When the valve is opened medium moves freely between C-A and B-D medium paths. In the 3/2 way version, opening the valve closes port (E\*)

valve closed: C-A ; B-D-E\*) separate  
valve opened: C-A-B-D

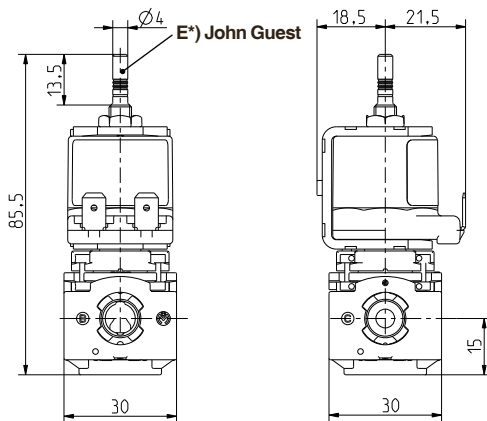
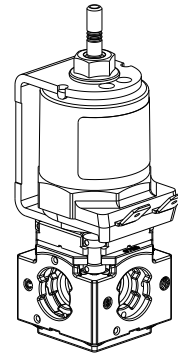




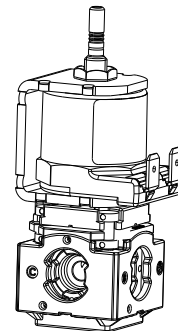
on request  
3/2-way version



MS.006



MS.026



## Technical Data

Type	modular valve	
Construction	direct acting	
Function	3/2-way	
Fitting position	any	
Media	potable water and physically and chemically similar media	
T-Medium	98	°C max.
T-Ambient	70	°C max.

DN	Cv-value	p-Operating
mm	l/min	bar
1,5	1	0 - 8,0
2	1,6	0 - 5,0
3	3,3	0 - 3,0
5	5,5	0 - 1,0

Coil type	MS.006 or MS.026	
Nominal voltage	24	V DC
	other voltages on request	
Voltage tolerance	+10% -15%	
Duty cycle	100%	MS.006
	50%	MS.026
Nominal power	10,2 W	18 VA MS.006
	10,0 W	15 VA MS.026
Protection Type	IP 00	higher IP-classes on request
Coil connections	flat tabs 6,3 x 0,8 mm	
Insulation class	F	according to EN 60730
Protection class	III	according to EN 60730 (for incorporation in class I)

## Options

E\*)  
John Guest Ø4  
G 1/8, orifice size 2 mm Ø or less on request





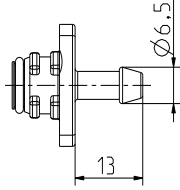

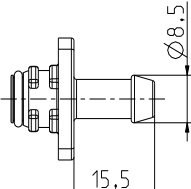
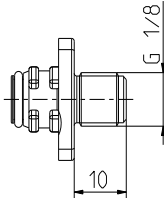

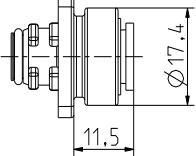

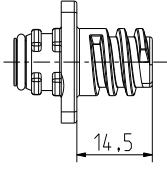

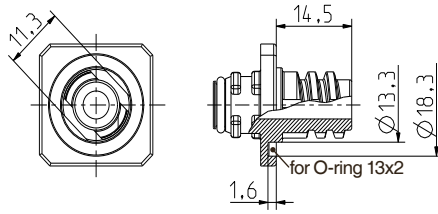

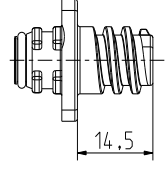

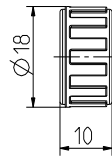

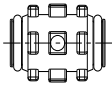

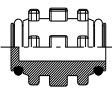

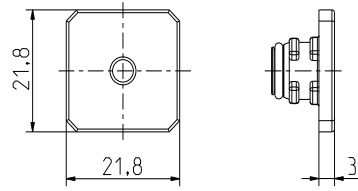

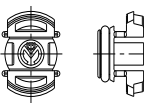

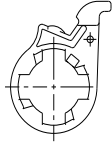
Image	Drawing	Description	part no.
		nozzle connection	007295
		nozzle connection	007294
		nozzle connection	007318
		nozzle connection	007317
		threaded connection open	007282
		threaded connection closed	007283
		adapter connection John Guest for tube Ø 6mm	007584
		adapter connection John Guest for tube Ø 8mm	007585

Image	Drawing	Description	part no.
		boiler connection open	006812
		boiler connection with double-sided anti-twist flattening on thread	006690
		boiler connection closed	007308
		fixing nut	007307
		coupling open	007289
		coupling closed	007339
		cover plate	007919
		closure	007284
		clamp	006732



**A.u.K. Müller**