

Direct acting solenoid valve, DN-13 media separated



A.u.K. Müller

Solenoid valves
Control valves
Special valves and systems

A.u.K. Müller GmbH & Co. KG
Dresdener Str. 162
D-40595 Düsseldorf/Germany

Tel.: +49(0)211-7391-0
Fax: +49(0)211-7391-281

e-mail: info@akmueller.de
<http://www.akmueller.de>

Series 01.013.127



Characteristics

- direct acting
- normally closed (NC)
- internal plunger assembly medium separated
- low pressure range of up to 60 mbar
- solenoid replaceable while medium circuit remains untouched, solenoid rotatable 4 x 90°
- suitable for hot water up to 98°C
- long term performance capability
- high operating safety by the use of high quality materials and 100% final testing of the products

Applications

- dosing systems
- low pressure applications
- cleaning equipment
- industrial appliances

Description

This 2/2-way solenoid valve has a 13 mm orifice and is designed for use with potable water and physically and chemically similar media. It is suitable for use in low pressure applications such as controlling flow from a tank and can handle a maximum pressure head of 60 cm.

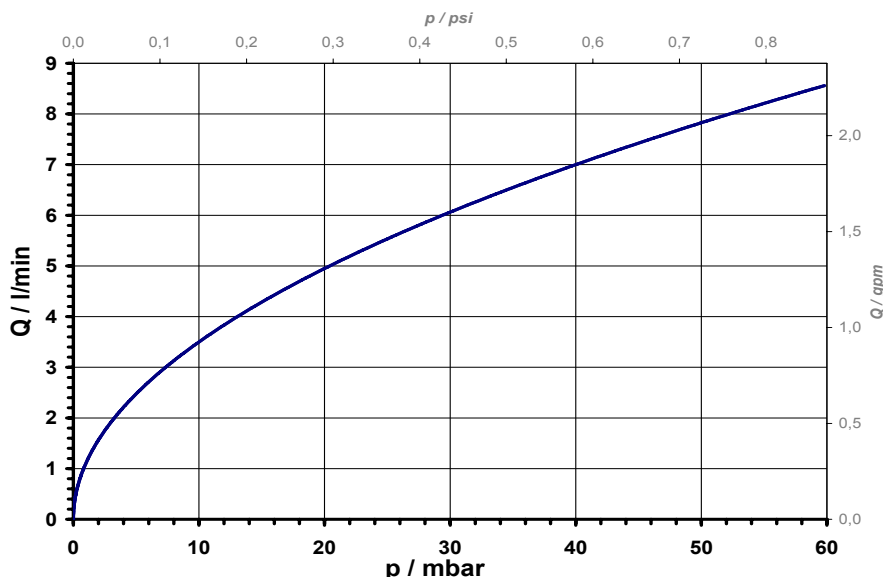
The valve is direct acting in operation, normally closed (NC) and the internal plunger assembly is separated from the medium.

These valves have a single body chamber. Coils are available in all common voltage and frequency ranges.

A high level of electrical operating safety is achieved through its insulation class F which can be supported by an integral protective circuit.

The use of high quality insulation materials enables a 100% duty cycle to be achieved, even at high medium temperatures. For example, the valve body is reinforced with glass fibre to enable use with hot water. Protection against corrosion of inner parts exposed to the medium is achieved by a separating membrane.

typical performance curve

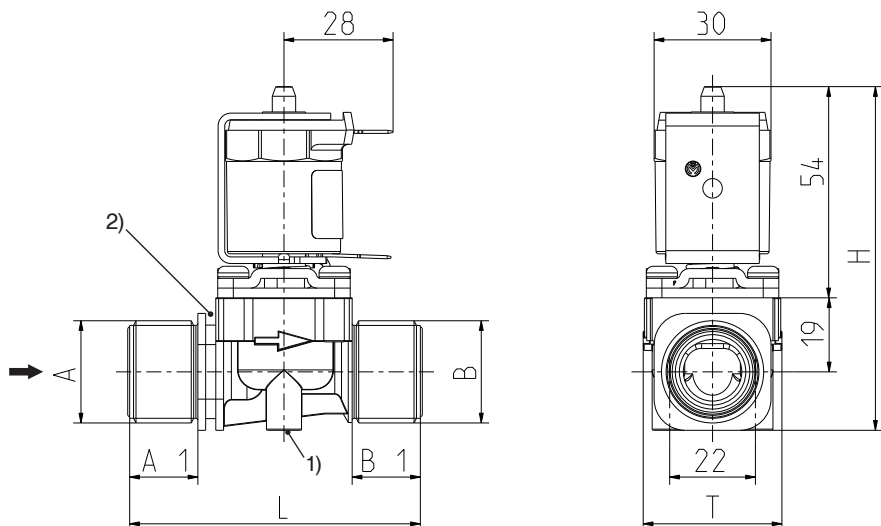


Direct acting solenoid valve, DN 13 media separated



A.u.K. Müller

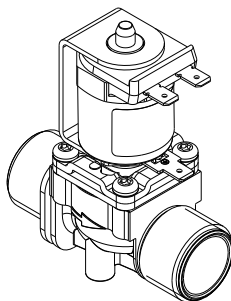
Series 01.013.127



- 1) Fixing possibility for self tapping screw $\varnothing 4,2$
2) Fixing groove

Materials

Valve body	PA 66 glass fibre reinforced PPE on request PEI on request
Plunger guide	stainless steel
Plunger and spring	stainless steel
Membrane and sealings	VMQ EPDM on request
Coil coating	PBT,PET or epoxy resin
Filter (inlet)	stainless steel POM on request



Options

Material	Inlet	Outlet	Length	Height	Depth		
	$\varnothing A$	A1	$\varnothing B$	B1	L	H	T
PA 66	G 1/2	15,0	G 1/2	15,0	70,0	88,0	36,0
PA 66	G 3/4	18,0	21,0 nozzle	25,5	85,0	88,0	36,0
PA 66	G 3/4	18,0	G 3/4	18,0	76,0	88,0	36,0
PA 66	G 3/4	14,5	G 3/4	14,5	69,0	88,0	36,0
PA 66	G 3/4	18,0	22,6 nozzle	12,0	70,0	88,0	36,0
PA 66	G 3/4 no fixing clip possible	10,0	G 3/4	10,0	55,0	88,0	36,0
PPE	G 3/4	18,0	21,0 nozzle	25,5	85,0	88,0	36,0
PA 66	18,0 Nozzle (JG-Connector)	30,0	G 3/4	18,0	90,0	88,0	36,0
PA 66	G 3/4	18,0	18,0 nozzle (JG-Connector)	30,0	90,0	88,0	36,0
PA 66	G 3/4 G 1/2x12 female	18,0	G 3/4 G 1/2x12 female	18,0	76,0	88,0	36,0
PPE	,75 - 11,5 NH	18,0	21,0 nozzle	25,5	85,0	88,0	36,0

Technical Data

Type	solenoid valve	
Construction	2/2-way single chamber straight valve, direct acting	
Function	NC (normally closed)	
Fitting position	any, preferably with coil upwardly	
Media	cold and heated potable water and physically and chemically similar media	
T-Medium	98	$^{\circ}\text{C}$ max.
T-Ambient	50	$^{\circ}\text{C}$ max.
DN	13	mm
p-Operating	0 - 60	mbar
Coil type	MS.006, MS.024, MS.025	
Nominal voltages	220 - 240	V AC 50-60 Hz
	120	V AC 50-60 Hz
	42	V AC 50 Hz
	24	V AC 50/60 Hz
	24	V DC
	other voltages on request	
Voltage tolerance	+10% -15%	
Duty cycle	100%	
Nominal power	8,5 W	13 VA (AC only)
Protection Type	IP 00 up to IP 68	
Coil connections	flat tabs 6,3 x 0,8 mm plug socket according to EN 175301-803 (IP65), several cable connections (IP67, IP68)	
Insulation class	F	according to EN 60730
Protection class	I	according to EN 60730 (for incorporation in class I)

