

# Product Information

Float valve, DN 13



**A.u.K. Müller**

Solenoid valves  
Control valves  
Special valves and systems

A.u.K. Müller GmbH & Co. KG  
Dresdener Str. 162  
D-40595 Düsseldorf/Germany

Tel.: +49(0)211-7391-0  
Fax: +49(0)211-7391-281

e-mail: [info@akmueller.de](mailto:info@akmueller.de)  
<http://www.akmueller.de>

**Series 21.013.126**



## Characteristics

- proportional behaviour (flow depends on position of float lever)
- servo-controlled
- operation largely independent from inlet pressure
- easy to assemble and service
- compact design
- suitable for heated water up to 60 °C
- floater adjustable on thread rod
- thread rod can be shortened at predetermined breaking points
- different lever lengths available
- high operating safety through the use of high quality materials and 100% final testing of the products

## Applications

- tank filling
- high pressure cleaning devices (system separation according to EN 1717)
- washing systems
- irrigation systems
- ice machines
- industrial appliances

## Description

Servo-controlled valve nominal diameter DN 13, which closes by means of buoyancy of a floater to control level in tanks.

If liquid is drained from the tank, the float valve refills automatically and closes when the maximum level has been reached.

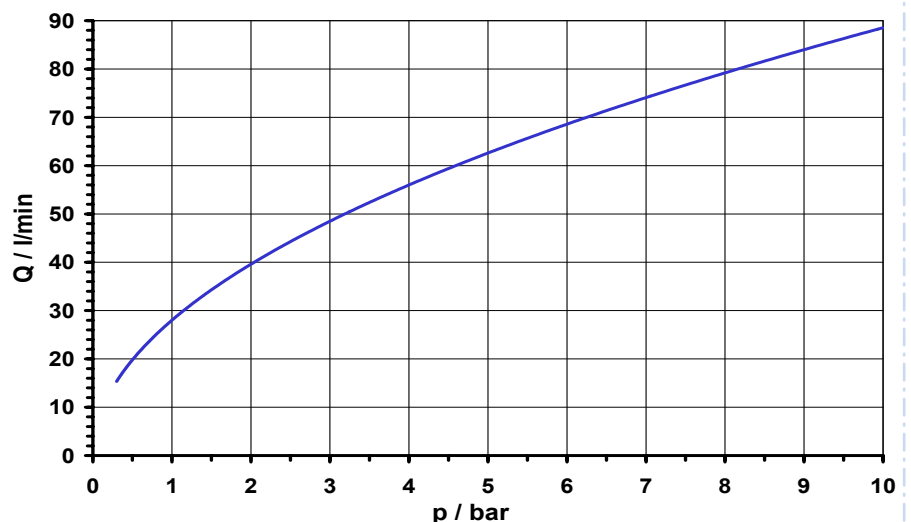
While water level and floater rises, the flow into the tank is throttled proportional to the levers position.

An overflow of small tanks will be prevented during the initial filling.

Valves of this design are single chamber straight valves.

The valve, having a glass fibre reinforced polyamid housing and can be manufactured with various connections and is suitable up to 60 °C by using a PE-floater.

typical performance curve



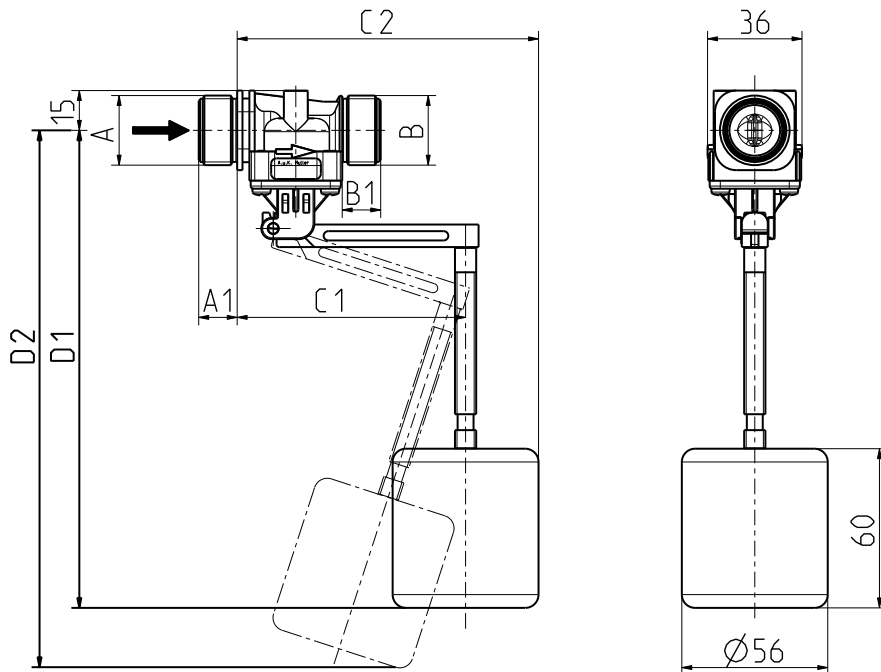
# Product Information

Float valve, DN 13



A.u.K. Müller

## Series 21.013.126

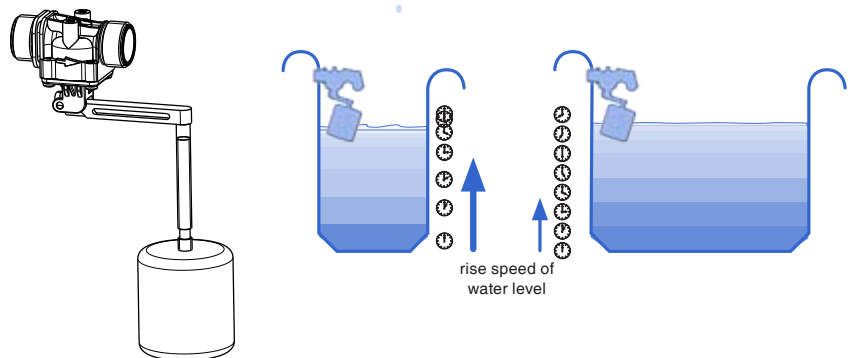


## Technical Data

Type	float valve	
Construction	2/2-way single chamber straight valve, servo-controlled	
Function	closed by buoyancy of float body	
Fitting position	floater pointing downwards	
Media	cold and heated potable water and physically and chemically similar media	
T-Medium	30 60	°C polystyrene °C PE
T-Ambient	as per T-Medium	
DN	13 mm	
p-Operating	0,3 - 10,0 bar	
Cv-value	28 l/min	
Flow regulator	on request	
Float cylinder	position adjustable	

## Materials

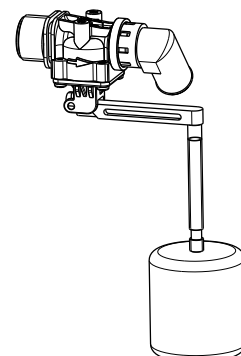
Valve body	PA 66 glass fibre reinforced
Metal parts in medium	stainless steel
Membrane and sealings	EPDM
Float cylinder	polystyrene PE-foam on request
Float lever	POM
Filter	POM (at inlet) stainless steel on request



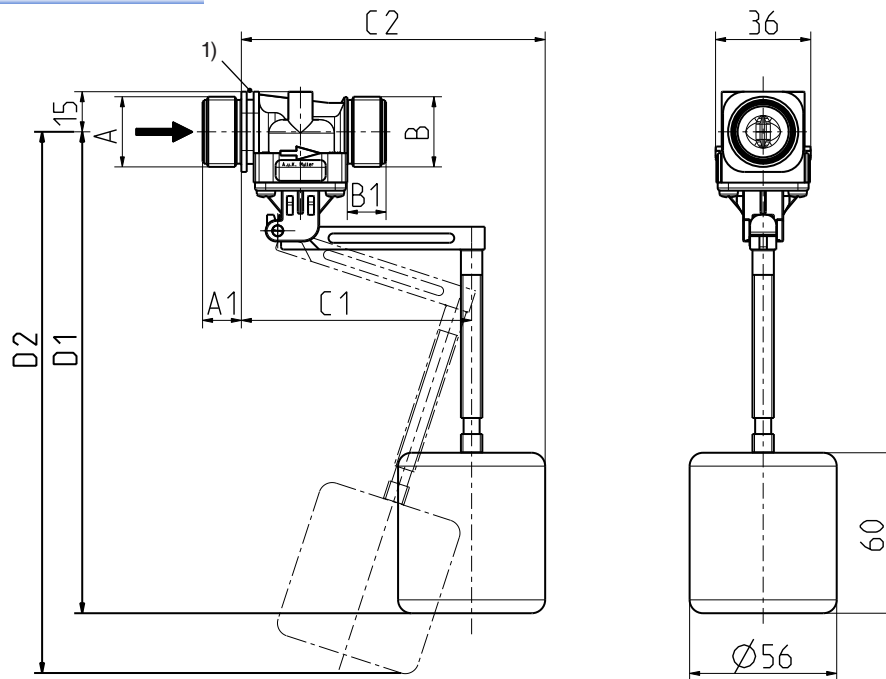
## Options

Lever dimensions	a)	b)
D1	113	180
D2	131	203
C1	57	86
C2	85	114

Elbow nozzle



Series 21.013.126



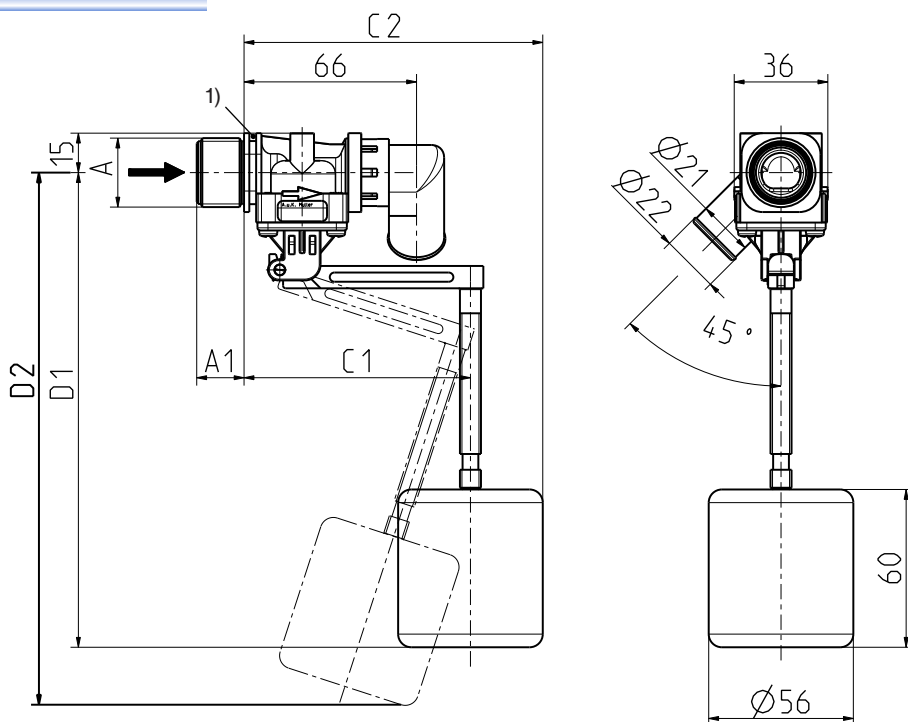
1) Fixing groove

Options

Material	Inlet		Outlet	
	Ø A	A1	Ø B	B1
PA 66	G 1/2	15,0	G 1/2	15,0
PA 66	G 1/2	15,0	19,5 nozzle	25,5
PA 66	G 3/4 (no fixing clip possible)	10,0	G 3/4	10,0
PA 66	G 3/4	14,5	G 3/4	14,5
PA 66	G 3/4	14,5	G 3/4	18,0
PA 66	G 3/4	14,5	19,5 nozzle	25,5
PA 66	G 3/4	18,0	G 3/4	14,5
PA 66	G 3/4	18,0	G 3/4	18,0
PA 66	G 3/4	18,0	19,5 nozzle	25,5
PPE	G 3/4	18,0	19,5 nozzle	25,5
PPE	.75-11.5 NH	18	19,5 nozzle	25,5



**Series 21.013.126**



1) Fixing groove

Material	Inlet	
	Ø A	A1
PA 66	G 1/2	15,0
PA 66	G 3/4	14,5
PA 66	G 3/4	18,0

